

CURIOSITY BOX CHALLENGE

So many fun ideas within a box!

Different* challenges **everyday**.

Sensorial challenges and even more for playing and learning with your family, challenging yourself, your friends at a distance and your siblings, getting better every day more!

*These challenges have been designed for children aged 2-7.

A) The adventure begins with the construction of the Curiosity Box.
Get yourself the following materials:

STEP
1



A cardboard box
30x50x25 cm or
similar



A lid, a piece of white cloth (a
sheet or an old t-shirt) or
wrapping paper that can cover
the box



A pair of scissors

B) Make two holes in
the short sides of the
box so that you can
put your hands through:



left
side
right
side





C) Decorate the box with drawings, coloured
paper and other decorations, like the ones you
find at the end of these instructions: print
them out, colour them, cut them out and have
fun embellishing your Curiosity Box!



D) Your Curiosity Box is ready! Follow the instructions for gathering the
necessary material and start the challenge.

STEP
2

A) It's time to gather the necessary material for the Curiosity Box. Get yourself the followings:



For each material, you can print out a CARD to colour, which can be found in the following pages.

B) Get an eye mask for covering your eyes: you will need it for many games in the Curiosity Box.

C) Once gathered all the material, place it in an envelope, so you won't lose it and wait for the challenges posted on the Instagram and Facebook pages of the CMV.

A) When finished a challenge, remember to fill in the Curious Passport: it will help you with keeping track of the challenges you have won.

STEP
3











All the challenges in the Curiosity Box have been designed and developed for reaching specific and fundamental educational goals, such as:

- * Start discovering one's sensory potential, testing all five senses while getting to know the surrounding environment;
Develop a positive self-image through simple achievements;
- * Refine visual and manipulative skills;
- * Have knowledge of everyday objects and use them properly;
- * Learn how to use and handle materials and objects without fear;
- * Ability to relate objects, sort them and make correspondences;
- * Get curious in relation to objects, materials, shapes, colours and sounds;
- * Ability to use verbal language for simple descriptions.

Colour the following stickers and cut them out: use them for decorating your Curiosity Box! You'll find some blank stickers: fill them with your favourite texts and drawings!

THIS CURIOSITY BOX BELONGS TO:

.....


















Colour and cut the Curiosity Passport out, fill it in every time you complete a challenge.

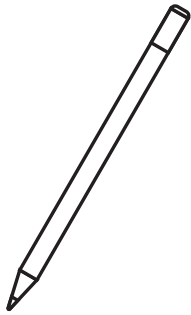
CURIOSITY PASSPORT

This Passport belongs to:


Fill in the fields at the end of every challenge, with the following information: name of the winner (after the crown icon), the time (after the stopwatch) and the points gained (after the stars).

- 
 minutes
 points
- 
 minutes
 points
- 
 minutes
 points
- 
 minutes
 points
- 
 minutes
 points


Colour the following cards and cut them out. You will find new and blank cards: fill them in with your favourite objects, shapes and colours!



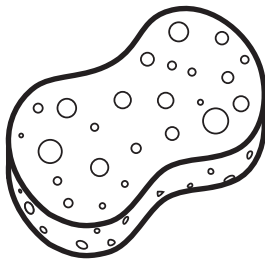
matita
pencil




pallina
ball




stoffa
cloth



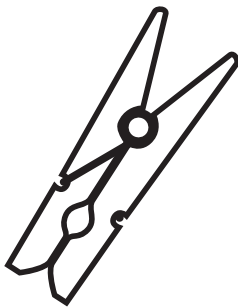
spugna
sponge



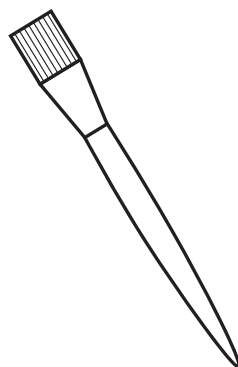
chiave
key



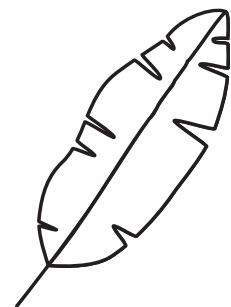
tappo
cap



molletta
clothespin




pennello
brush




foglia
leaf


Colour the following cards and cut them out. You will find new and blank cards: fill them in with your favourite objects, shapes and colours!




moneta
coin




cucchiaio
spoon



frutto
fruit



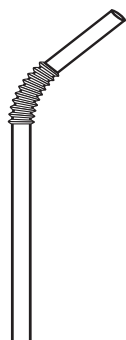
filo
string



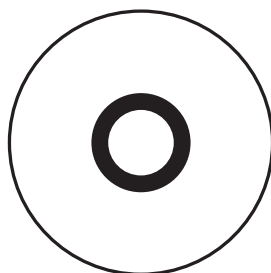
nastro adesivo
tape



bicchiere
glass



cannuccia
straw



CD




giocattolo
toy

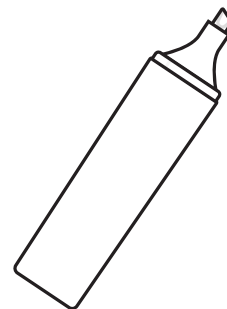
Colour the following cards and cut them out. You will find new and blank cards: fill them in with your favourite objects, shapes and colours!



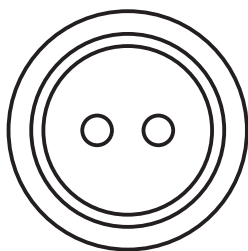
candela
candle



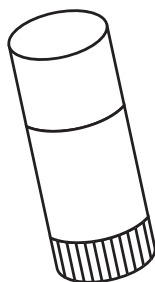
foglio
sheet



pennarello
marker



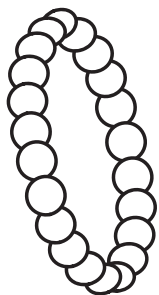
bottone
button



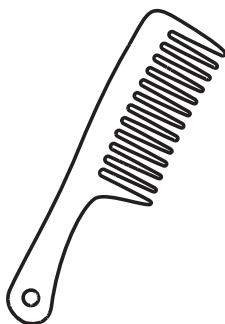
colla stick
stick glue




guanti
gloves



bracciale
bracelet



pettine
comb

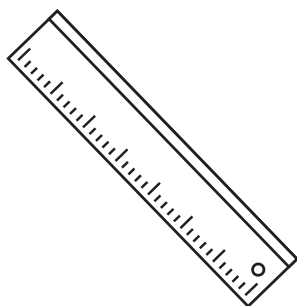


caramella
candy

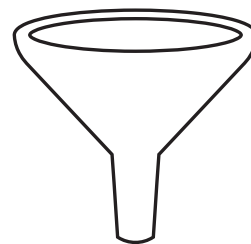
Colour the following cards and cut them out. You will find new and blank cards: fill them in with your favourite objects, shapes and colours!




pila
battery



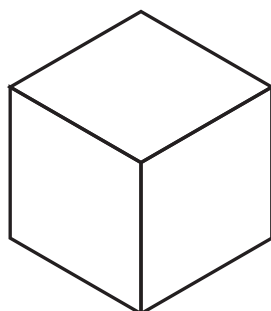
righello
ruler




imbuto
funnel



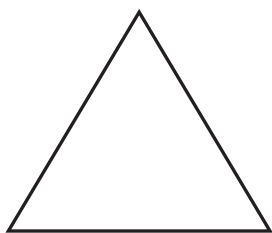
quadrato
square




cubo
cube




cerchio
circle



triangolo
triangle




rettangolo
rectangle




pesce
fish


Colour the following cards and cut them out. You will find new and blank cards: fill them in with your favourite objects, shapes and colours!




pinguino
penguin




elefante
elephant




leone
lion




fiore
flower




rosso
red




giallo
yellow



verde
green



blu
blue



arancio
orange

Colour the following cards and cut them out. You will find new and blank cards: fill them in with your favourite objects, shapes and colours!

